


# Exporting Data from Report Center

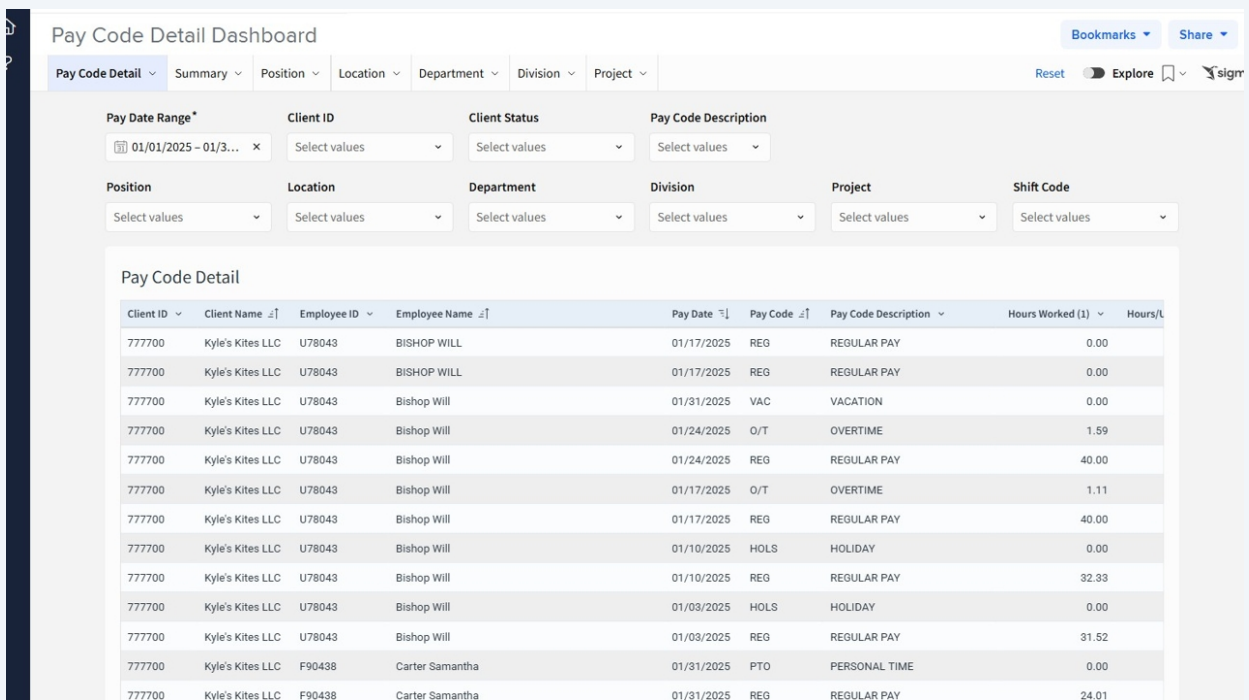
This guide provides a step-by-step process for exporting data from the Report Center, making it easy for users to retrieve and analyze pay code details efficiently.

 There are three separate export options covered in this guide - "Exporting Individual Elements", "Exporting Pages/Tabs", and "Exporting Entire Workbook".

## Exporting Individual Report Center Elements

 The "Exporting Individual Report Center Elements" option is recommended when you have multiple Report Center elements contained within a Report Center workbook (i.e. multiple tables, charts, KPIs, or pivot tables) and you would like to isolate and export one specific element from the workbook.

### 1 Open any Report Center Workbook.



The screenshot shows the "Pay Code Detail Dashboard" interface. At the top, there are navigation tabs: "Pay Code Detail" (selected), "Summary", "Position", "Location", "Department", "Division", and "Project". To the right, there are "Bookmarks" and "Share" buttons. Below the tabs, there are several filter sections with dropdown menus and input fields:

- Pay Date Range\***: 01/01/2025 - 01/31/2025
- Client ID**: Select values
- Client Status**: Select values
- Pay Code Description**: Select values
- Position**: Select values
- Location**: Select values
- Department**: Select values
- Division**: Select values
- Project**: Select values
- Shift Code**: Select values

Below the filters is a table titled "Pay Code Detail" with the following columns: Client ID, Client Name, Employee ID, Employee Name, Pay Date, Pay Code, Pay Code Description, Hours Worked (1), and Hours/L. The table contains 15 rows of data.

Client ID	Client Name	Employee ID	Employee Name	Pay Date	Pay Code	Pay Code Description	Hours Worked (1)	Hours/L
777700	Kyle's Kites LLC	U78043	BISHOP WILL	01/17/2025	REG	REGULAR PAY	0.00	
777700	Kyle's Kites LLC	U78043	BISHOP WILL	01/17/2025	REG	REGULAR PAY	0.00	
777700	Kyle's Kites LLC	U78043	Bishop Will	01/31/2025	VAC	VACATION	0.00	
777700	Kyle's Kites LLC	U78043	Bishop Will	01/24/2025	O/T	OVERTIME	1.59	
777700	Kyle's Kites LLC	U78043	Bishop Will	01/24/2025	REG	REGULAR PAY	40.00	
777700	Kyle's Kites LLC	U78043	Bishop Will	01/17/2025	O/T	OVERTIME	1.11	
777700	Kyle's Kites LLC	U78043	Bishop Will	01/17/2025	REG	REGULAR PAY	40.00	
777700	Kyle's Kites LLC	U78043	Bishop Will	01/10/2025	HOLS	HOLIDAY	0.00	
777700	Kyle's Kites LLC	U78043	Bishop Will	01/10/2025	REG	REGULAR PAY	32.33	
777700	Kyle's Kites LLC	U78043	Bishop Will	01/03/2025	HOLS	HOLIDAY	0.00	
777700	Kyle's Kites LLC	U78043	Bishop Will	01/03/2025	REG	REGULAR PAY	31.52	
777700	Kyle's Kites LLC	F90438	Carter Samantha	01/31/2025	PTO	PERSONAL TIME	0.00	
777700	Kyle's Kites LLC	F90438	Carter Samantha	01/31/2025	REG	REGULAR PAY	24.01	

## 2 Apply page controls and/or make updates as you'd like within the workbook.

The screenshot shows the 'Pay Code Detail Dashboard' with various filters and a data table. The filters include 'Pay Date Range' (set to 01/01/2025), 'Client ID', 'Client Status', 'Pay Code Desc...', 'Position', 'Location', 'Department', 'Division', 'Project', and 'Shift Code'. The data table is titled 'Pay Code Detail' and contains 12 rows of data.

Client ID	Client Name	Employee ID	Employee Name	Pay Date	Pay Code	Pay Code Description
777700	Kyle's Kites LLC	U78043	BISHOP WILL	01/17/2025	REG	REGULAR PAY
777700	Kyle's Kites LLC	U78043	BISHOP WILL	01/17/2025	REG	REGULAR PAY
777700	Kyle's Kites LLC	U78043	Bishop Will	01/31/2025	VAC	VACATION
777700	Kyle's Kites LLC	U78043	Bishop Will	01/24/2025	O/T	OVERTIME
777700	Kyle's Kites LLC	U78043	Bishop Will	01/24/2025	REG	REGULAR PAY
777700	Kyle's Kites LLC	U78043	Bishop Will	01/17/2025	O/T	OVERTIME
777700	Kyle's Kites LLC	U78043	Bishop Will	01/17/2025	REG	REGULAR PAY
777700	Kyle's Kites LLC	U78043	Bishop Will	01/10/2025	HOLS	HOLIDAY
777700	Kyle's Kites LLC	U78043	Bishop Will	01/10/2025	REG	REGULAR PAY
777700	Kyle's Kites LLC	U78043	Bishop Will	01/03/2025	HOLS	HOLIDAY

## 3 Click within the element you would like to export. In this example, our goal is to export only the data contained within the "Pay Code Detail" table.

The screenshot shows the 'Pay Code Detail Dashboard' with the 'Pay Code Detail' table highlighted. The table is titled 'Pay Code Detail' and contains 12 rows of data. The 'Pay Date Range' filter is set to 01/01/2025. The table is highlighted with a blue border, and an orange circle is placed over the table header.

Client ID	Client Name	Employee ID	Employee Name	Pay Date	Pay Code	Pay Code Description
777700	Kyle's Kites LLC	U78043	BISHOP WILL	01/17/2025	REG	REGULAR PAY
777700	Kyle's Kites LLC	U78043	BISHOP WILL	01/17/2025	REG	REGULAR PAY
777700	Kyle's Kites LLC	U78043	Bishop Will	01/31/2025	VAC	VACATION
777700	Kyle's Kites LLC	U78043	Bishop Will	01/24/2025	O/T	OVERTIME
777700	Kyle's Kites LLC	U78043	Bishop Will	01/24/2025	REG	REGULAR PAY
777700	Kyle's Kites LLC	U78043	Bishop Will	01/17/2025	O/T	OVERTIME
777700	Kyle's Kites LLC	U78043	Bishop Will	01/17/2025	REG	REGULAR PAY
777700	Kyle's Kites LLC	U78043	Bishop Will	01/10/2025	HOLS	HOLIDAY
777700	Kyle's Kites LLC	U78043	Bishop Will	01/10/2025	REG	REGULAR PAY
777700	Kyle's Kites LLC	U78043	Bishop Will	01/03/2025	HOLS	HOLIDAY

4

Within the upper right corner of the element, click on the three vertical dots icon to expand the Action Bar.

The screenshot shows the 'Pay Code Detail Dashboard' with a table of data. The table has columns for Client ID, Client Name, Employee ID, Employee Name, Pay Date, Pay Code, and Pay Code Description. The table is filtered by 'Pay Date Range' (01/01/2025...). The 'Shift Code' column is highlighted with a red circle, and the three vertical dots icon in its upper right corner is also circled in red.

Client ID	Client Name	Employee ID	Employee Name	Pay Date	Pay Code	Pay Code Description
777700	Kyle's Kites LLC	U78043	BISHOP WILL	01/17/2025	REG	REGULAR PAY
777700	Kyle's Kites LLC	U78043	BISHOP WILL	01/17/2025	REG	REGULAR PAY
777700	Kyle's Kites LLC	U78043	Bishop Will	01/31/2025	VAC	VACATION
777700	Kyle's Kites LLC	U78043	Bishop Will	01/24/2025	O/T	OVERTIME
777700	Kyle's Kites LLC	U78043	Bishop Will	01/24/2025	REG	REGULAR PAY
777700	Kyle's Kites LLC	U78043	Bishop Will	01/17/2025	O/T	OVERTIME
777700	Kyle's Kites LLC	U78043	Bishop Will	01/17/2025	REG	REGULAR PAY
777700	Kyle's Kites LLC	U78043	Bishop Will	01/10/2025	HOLS	HOLIDAY
777700	Kyle's Kites LLC	U78043	Bishop Will	01/10/2025	REG	REGULAR PAY
777700	Kyle's Kites LLC	U78043	Bishop Will	01/03/2025	HOLS	HOLIDAY

5

Hover over "Export"

The screenshot shows the 'Pay Code Detail Dashboard' with the same table as in the previous image. The context menu is open over the 'Shift Code' column, and the 'Export' option is highlighted with a red circle. The context menu includes options like 'Refresh data', 'Duplicate', 'Copy/Paste', 'Move to', 'Element source', 'Export formatting', and 'Delete element'. The 'Export' option is expanded, showing a list of file formats: CSV, Excel, JSON, PDF, SEND, and Export....

6

Select the format in which you would like to export your data. In this example, we chose the "Excel" format.

Pay Code Detail Dashboard

Pay Code Detail Summary Position Location Department Division Project

Pay Date Range\* Client ID Client Status Pay Code Desc...

Position Location Department Division Project Shift Code

Client ID	Client Name	Employee ID	Employee Name	Pay Date	Pay Code
777700	Kyle's Kites LLC	U78043	BISHOP WILL	01/17/2025	REG
777700	Kyle's Kites LLC	U78043	BISHOP WILL	01/17/2025	REG
777700	Kyle's Kites LLC	U78043	Bishop Will	01/31/2025	VAC
777700	Kyle's Kites LLC	U78043	Bishop Will	01/24/2025	O/T
777700	Kyle's Kites LLC	U78043	Bishop Will	01/24/2025	REG
777700	Kyle's Kites LLC	U78043	Bishop Will	01/17/2025	O/T
777700	Kyle's Kites LLC	U78043	Bishop Will	01/17/2025	REG
777700	Kyle's Kites LLC	U78043	Bishop Will	01/10/2025	HOLS
777700	Kyle's Kites LLC	U78043	Bishop Will	01/10/2025	REG
777700	Kyle's Kites LLC	U78043	Bishop Will	01/03/2025	HOLS
777700	Kyle's Kites LLC	U78043	Bishop Will	01/03/2025	REG
777700	Kyle's Kites LLC	U78043	Bishop Will	01/31/2025	REG
777700	Kyle's Kites LLC	F90438	Ci	01/31/2025	PTO

Export menu options: CSV, Excel, JSON, PDF, SEND, Export...

Properties: DATA SOURCE: EMPLOYEE\_PAYROLL... GROUPINGS: Drag and drop columns from the Columns tab to create groupings

Metrics: Pay Date, Pay Code, Pay Code Description, Hours Worked (1), Hours/Units (1), Pay Amount (1), Pay Code Hours or Units, Client Status Class, Position, Location

7

Your report will download automatically.

## Exporting a Workbook Page/Tab from Report Center



The "Exporting a Workbook Page from Report Center" option is recommended when you have multiple pages/tabs of data contained within a Report Center workbook and you would like to isolate and export the contents of one entire page/tab from the workbook.

## 8 Open any Report Center Workbook.

Pay Code Detail Dashboard

Bookmarks Share

Pay Code Detail Summary Position Location Department Division Project

Reset Explore

Pay Date Range\* Client ID Client Status Pay Code Description

01/01/2025 - 01/3... Select values Select values Select values

Position Location Department Division Project Shift Code

Select values Select values Select values Select values Select values Select values

Pay Code Detail

Client ID	Client Name	Employee ID	Employee Name	Pay Date	Pay Code	Pay Code Description	Hours Worked (1)	Hours/L
777700	Kyle's Kites LLC	U78043	BISHOP WILL	01/17/2025	REG	REGULAR PAY	0.00	
777700	Kyle's Kites LLC	U78043	BISHOP WILL	01/17/2025	REG	REGULAR PAY	0.00	
777700	Kyle's Kites LLC	U78043	Bishop Will	01/31/2025	VAC	VACATION	0.00	
777700	Kyle's Kites LLC	U78043	Bishop Will	01/24/2025	O/T	OVERTIME	1.59	
777700	Kyle's Kites LLC	U78043	Bishop Will	01/24/2025	REG	REGULAR PAY	40.00	
777700	Kyle's Kites LLC	U78043	Bishop Will	01/17/2025	O/T	OVERTIME	1.11	
777700	Kyle's Kites LLC	U78043	Bishop Will	01/17/2025	REG	REGULAR PAY	40.00	
777700	Kyle's Kites LLC	U78043	Bishop Will	01/10/2025	HOLS	HOLIDAY	0.00	
777700	Kyle's Kites LLC	U78043	Bishop Will	01/10/2025	REG	REGULAR PAY	32.33	
777700	Kyle's Kites LLC	U78043	Bishop Will	01/03/2025	HOLS	HOLIDAY	0.00	
777700	Kyle's Kites LLC	U78043	Bishop Will	01/03/2025	REG	REGULAR PAY	31.52	
777700	Kyle's Kites LLC	F90438	Carter Samantha	01/31/2025	PTO	PERSONAL TIME	0.00	
777700	Kyle's Kites LLC	F90438	Carter Samantha	01/31/2025	REG	REGULAR PAY	24.01	

## 9 Apply page controls and/or make updates as you'd like within the workbook.

Pay Code Detail Dashboard

Bookmarks Share

Pay Code Detail Summary Position Location Department Division Project

Reset Explore

Pay Date Range\* Client ID Client Status Pay Code Desc...

01/01/2025 ... Select values Select values Select val...

Position Location Department Division Project Shift Code

Select values Select values Select values Select values Select values Select values

Pay Code Detail

Client ID	Client Name	Employee ID	Employee Name	Pay Date	Pay Code	Pay Code Description
777700	Kyle's Kites LLC	U78043	BISHOP WILL	01/17/2025	REG	REGULAR PAY
777700	Kyle's Kites LLC	U78043	BISHOP WILL	01/17/2025	REG	REGULAR PAY
777700	Kyle's Kites LLC	U78043	Bishop Will	01/31/2025	VAC	VACATION
777700	Kyle's Kites LLC	U78043	Bishop Will	01/24/2025	O/T	OVERTIME
777700	Kyle's Kites LLC	U78043	Bishop Will	01/24/2025	REG	REGULAR PAY
777700	Kyle's Kites LLC	U78043	Bishop Will	01/17/2025	O/T	OVERTIME
777700	Kyle's Kites LLC	U78043	Bishop Will	01/17/2025	REG	REGULAR PAY
777700	Kyle's Kites LLC	U78043	Bishop Will	01/10/2025	HOLS	HOLIDAY
777700	Kyle's Kites LLC	U78043	Bishop Will	01/10/2025	REG	REGULAR PAY
777700	Kyle's Kites LLC	U78043	Bishop Will	01/03/2025	HOLS	HOLIDAY

Select an element on the left to start exploring this workbook

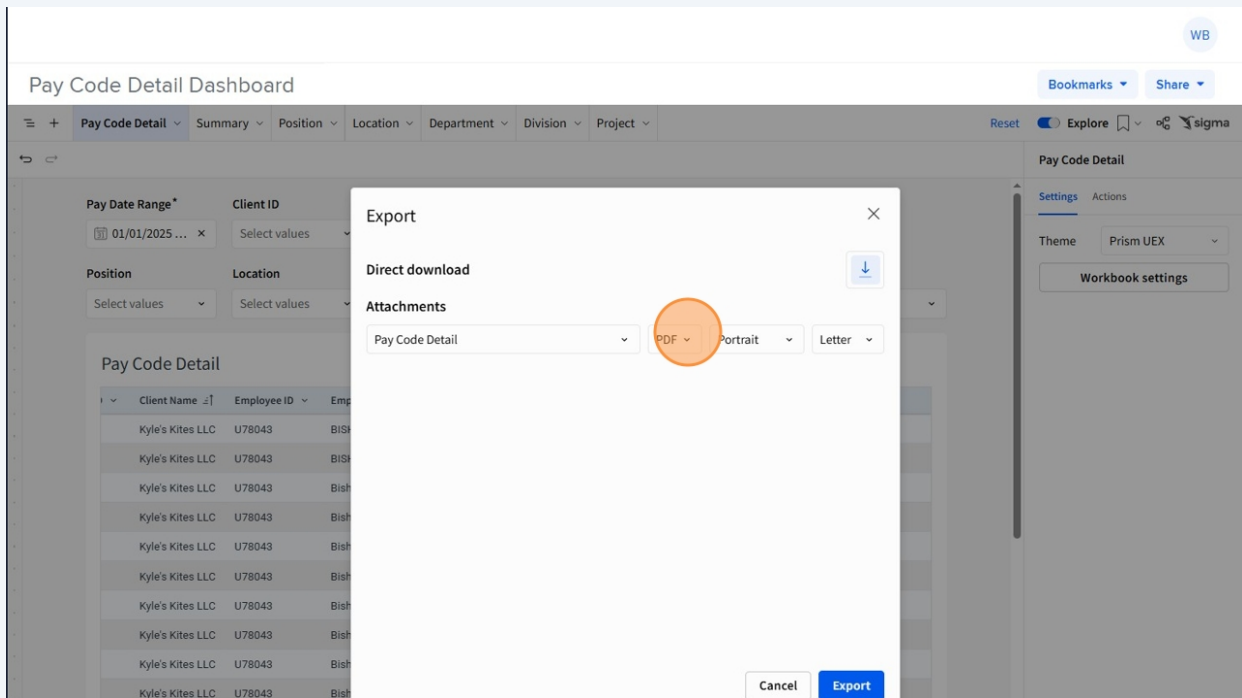
10 Click on the arrow next to the Page/Tab that you would like to export.

The screenshot shows the 'Pay Code Detail Dashboard' interface. At the top, there are navigation tabs: 'Pay Code Detail' (selected), 'Summary', 'Position', 'Location', 'Department', 'Division', and 'Project'. A context menu is open over the 'Pay Code Detail' tab, with the 'Export...' option highlighted. Below the tabs is a search bar containing the text '[EMPLOYEE\_PAYROLL\_VOUCHERS\_PAY\_CODE/Pay Code Description]'. The main area contains several filter sections: 'Pay Date Range\*' (01/01/2025...), 'Client ID', 'Client Status', 'Pay Code Desc...', 'Position', 'Location', 'Department', 'Division', 'Project', and 'Shift Code'. Below these filters is a table titled 'Pay Code Detail' with the following columns: Client Name, Employee ID, Employee Name, Pay Date, Pay Code, and Pay Code Description. The table contains 12 rows of data for 'Kyle's Kites LLC' with various pay codes and descriptions. On the right side, there is a 'Properties' panel with 'DATA SOURCE' (EMPLOYEE\_PAYROLL...) and 'GROUPINGS' (Drag and drop columns from the Columns tab to create groupings). Below that is a 'Columns' panel with 'ADD COLUMN' and a list of available columns: Client ID, Client-ID display, Client Name, Employee ID, Employee Name, Pay Date, Pay Code, Pay Code Description, Hours Worked (1), Hours/Units (1), Pay Amount (1), and Pay Code Hours or Units.

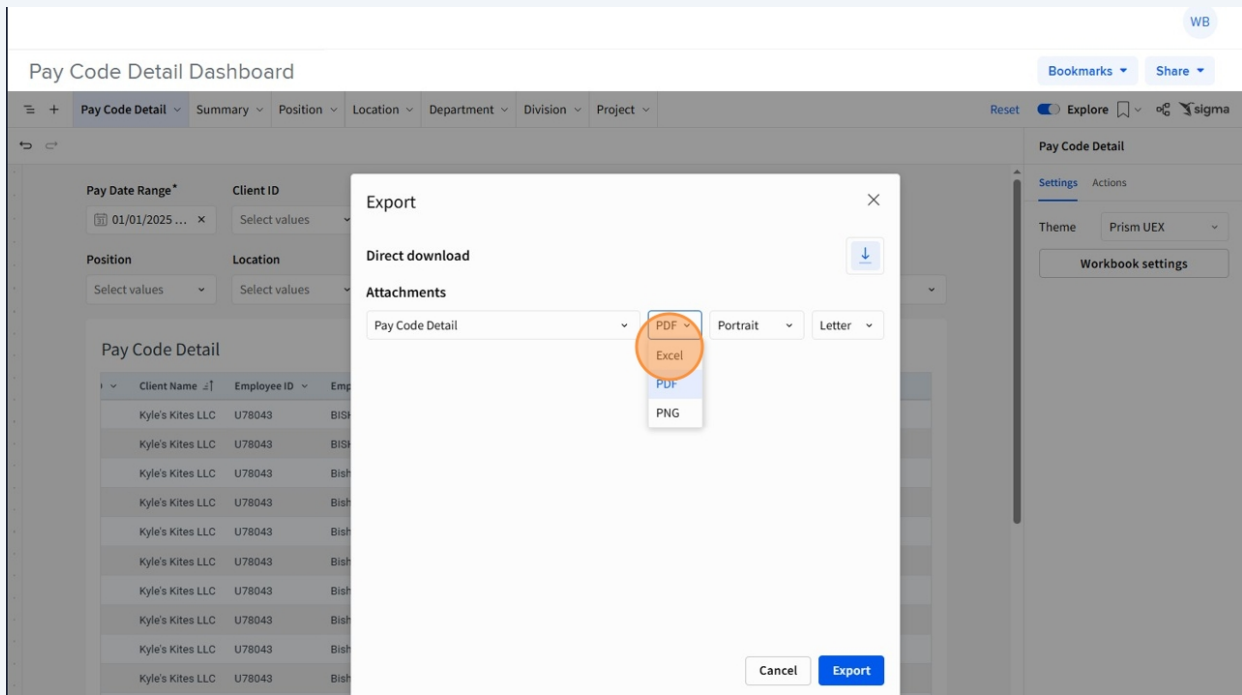
11 Click "Export..."

This screenshot is similar to the previous one, but the context menu over the 'Pay Code Detail' tab is expanded to show more options: 'Delete', 'Rename', 'Change color', 'Duplicate', 'Add new page', 'Copy page', and 'Export...'. The 'Export...' option is highlighted with a red circle. The rest of the dashboard, including the filters, table, and right-hand panels, remains the same as in the previous screenshot.

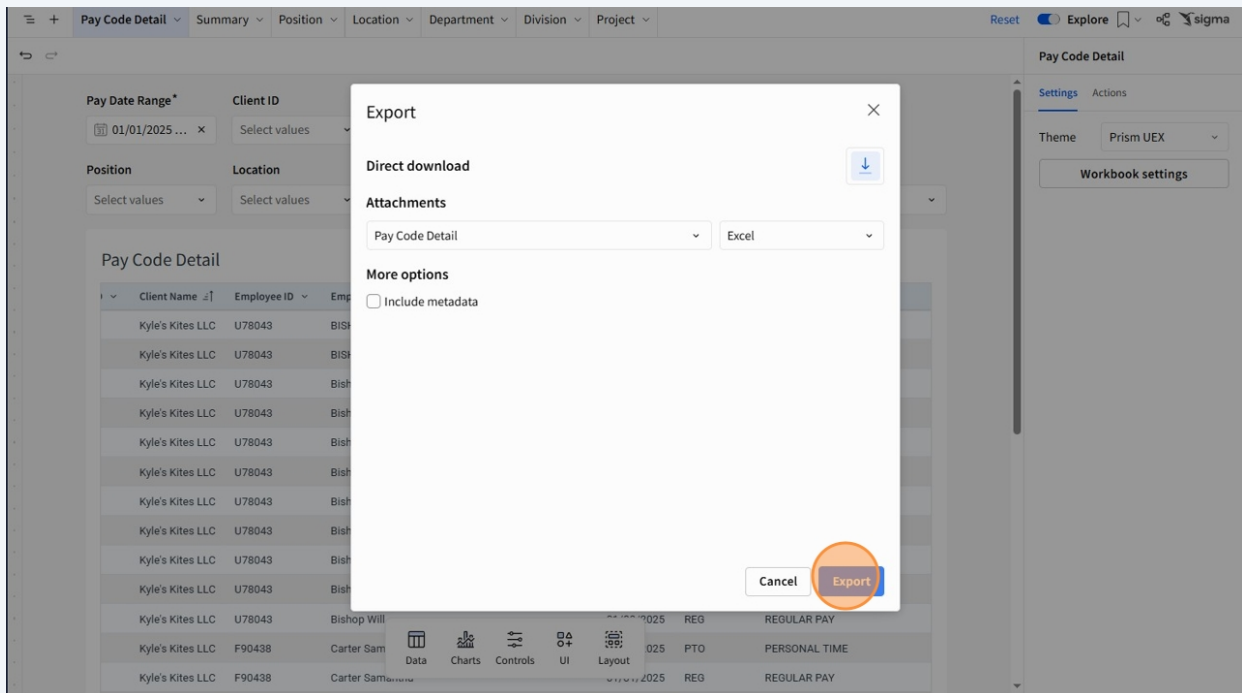
12 Within the "Export" popup, select the "PDF" menu to view available export options.



13 In this example, we are exporting the page of data in an Excel file.



## 14 Click "Export"



## 15 Your report will download automatically.

# Exporting an Entire Workbook from Report Center



The "Exporting an Entire Workbook from Report Center" option is recommended when you have multiple pages/tabs of data contained within a Report Center workbook and you would like to export the contents of all pages/tabs from the workbook.

## 16 Open any Report Center Workbook.

Pay Code Detail Dashboard

Bookmarks Share

Pay Code Detail Summary Position Location Department Division Project

Reset Explore

Pay Date Range\* Client ID Client Status Pay Code Description

01/01/2025 - 01/3... Select values Select values Select values

Position Location Department Division Project Shift Code

Select values Select values Select values Select values Select values Select values

Pay Code Detail

Client ID	Client Name	Employee ID	Employee Name	Pay Date	Pay Code	Pay Code Description	Hours Worked (1)	Hours/L
777700	Kyle's Kites LLC	U78043	BISHOP WILL	01/17/2025	REG	REGULAR PAY	0.00	
777700	Kyle's Kites LLC	U78043	BISHOP WILL	01/17/2025	REG	REGULAR PAY	0.00	
777700	Kyle's Kites LLC	U78043	Bishop Will	01/31/2025	VAC	VACATION	0.00	
777700	Kyle's Kites LLC	U78043	Bishop Will	01/24/2025	O/T	OVERTIME	1.59	
777700	Kyle's Kites LLC	U78043	Bishop Will	01/24/2025	REG	REGULAR PAY	40.00	
777700	Kyle's Kites LLC	U78043	Bishop Will	01/17/2025	O/T	OVERTIME	1.11	
777700	Kyle's Kites LLC	U78043	Bishop Will	01/17/2025	REG	REGULAR PAY	40.00	
777700	Kyle's Kites LLC	U78043	Bishop Will	01/10/2025	HOLS	HOLIDAY	0.00	
777700	Kyle's Kites LLC	U78043	Bishop Will	01/10/2025	REG	REGULAR PAY	32.33	
777700	Kyle's Kites LLC	U78043	Bishop Will	01/03/2025	HOLS	HOLIDAY	0.00	
777700	Kyle's Kites LLC	U78043	Bishop Will	01/03/2025	REG	REGULAR PAY	31.52	
777700	Kyle's Kites LLC	F90438	Carter Samantha	01/31/2025	PTO	PERSONAL TIME	0.00	
777700	Kyle's Kites LLC	F90438	Carter Samantha	01/31/2025	REG	REGULAR PAY	24.01	

## 17 Apply page controls and/or make updates as you'd like within the workbook.

Pay Code Detail Dashboard

Bookmarks Share

Pay Code Detail Summary Position Location Department Division Project

Reset Explore

Pay Date Range\* Client ID Client Status Pay Code Desc...

01/01/2025 ... Select values Select values Select val...

Position Location Department Division Project Shift Code

Select values Select values Select values Select values Select values Select values

Pay Code Detail

Client ID	Client Name	Employee ID	Employee Name	Pay Date	Pay Code	Pay Code Description
777700	Kyle's Kites LLC	U78043	BISHOP WILL	01/17/2025	REG	REGULAR PAY
777700	Kyle's Kites LLC	U78043	BISHOP WILL	01/17/2025	REG	REGULAR PAY
777700	Kyle's Kites LLC	U78043	Bishop Will	01/31/2025	VAC	VACATION
777700	Kyle's Kites LLC	U78043	Bishop Will	01/24/2025	O/T	OVERTIME
777700	Kyle's Kites LLC	U78043	Bishop Will	01/24/2025	REG	REGULAR PAY
777700	Kyle's Kites LLC	U78043	Bishop Will	01/17/2025	O/T	OVERTIME
777700	Kyle's Kites LLC	U78043	Bishop Will	01/17/2025	REG	REGULAR PAY
777700	Kyle's Kites LLC	U78043	Bishop Will	01/10/2025	HOLS	HOLIDAY
777700	Kyle's Kites LLC	U78043	Bishop Will	01/10/2025	REG	REGULAR PAY
777700	Kyle's Kites LLC	U78043	Bishop Will	01/03/2025	HOLS	HOLIDAY

Select an element on the left to start exploring this workbook

18

Click on the arrow next to the Page/Tab that you would like to export.

The screenshot shows the 'Pay Code Detail Dashboard' with a table of employee pay records. The table has columns for Client Name, Employee ID, Employee Name, Pay Date, Pay Code, and Pay Code Description. The 'Pay Code Detail' tab is selected, and a dropdown arrow next to it is highlighted with an orange circle. The table contains 12 rows of data for Kyle's Kites LLC, with various pay codes and descriptions.

Client Name	Employee ID	Employee Name	Pay Date	Pay Code	Pay Code Description
Kyle's Kites LLC	U78043	BISHOP WILL	01/17/2025	REG	REGULAR PAY
Kyle's Kites LLC	U78043	BISHOP WILL	01/17/2025	REG	REGULAR PAY
Kyle's Kites LLC	U78043	Bishop Will	01/31/2025	VAC	VACATION
Kyle's Kites LLC	U78043	Bishop Will	01/24/2025	O/T	OVERTIME
Kyle's Kites LLC	U78043	Bishop Will	01/24/2025	REG	REGULAR PAY
Kyle's Kites LLC	U78043	Bishop Will	01/17/2025	O/T	OVERTIME
Kyle's Kites LLC	U78043	Bishop Will	01/17/2025	REG	REGULAR PAY
Kyle's Kites LLC	U78043	Bishop Will	01/10/2025	HOLS	HOLIDAY
Kyle's Kites LLC	U78043	Bishop Will	01/10/2025	REG	REGULAR PAY
Kyle's Kites LLC	U78043	Bishop Will	01/03/2025	HOLS	HOLIDAY

19

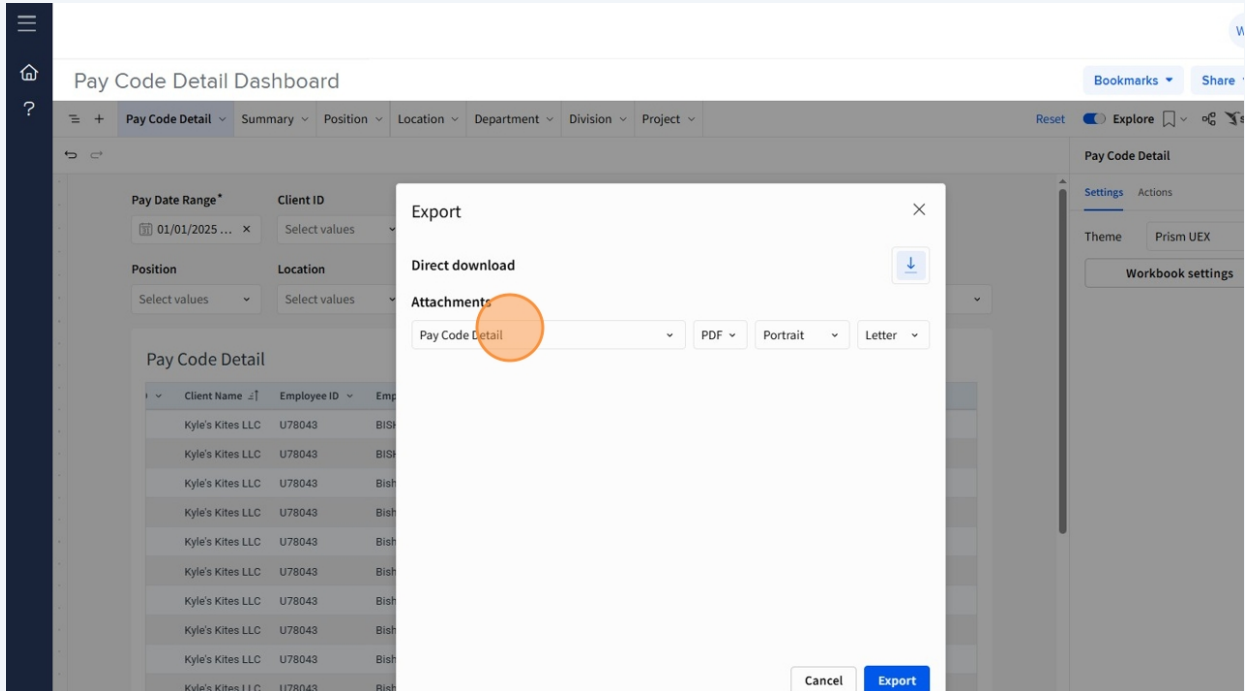
Click "Export..."

The screenshot shows the 'Pay Code Detail Dashboard' with the same table of employee pay records. A dropdown menu is open for the 'Pay Code Detail' tab, and the 'Export...' option is highlighted with an orange circle. The table contains 12 rows of data for Kyle's Kites LLC, with various pay codes and descriptions.

Client Name	Employee ID	Employee Name	Pay Date	Pay Code	Pay Code Description
Kyle's Kites LLC	U78043	BISHOP WILL	01/17/2025	REG	REGULAR PAY
Kyle's Kites LLC	U78043	BISHOP WILL	01/17/2025	REG	REGULAR PAY
Kyle's Kites LLC	U78043	Bishop Will	01/31/2025	VAC	VACATION
Kyle's Kites LLC	U78043	Bishop Will	01/24/2025	O/T	OVERTIME
Kyle's Kites LLC	U78043	Bishop Will	01/24/2025	REG	REGULAR PAY
Kyle's Kites LLC	U78043	Bishop Will	01/17/2025	O/T	OVERTIME
Kyle's Kites LLC	U78043	Bishop Will	01/17/2025	REG	REGULAR PAY
Kyle's Kites LLC	U78043	Bishop Will	01/10/2025	HOLS	HOLIDAY
Kyle's Kites LLC	U78043	Bishop Will	01/10/2025	REG	REGULAR PAY
Kyle's Kites LLC	U78043	Bishop Will	01/03/2025	HOLS	HOLIDAY

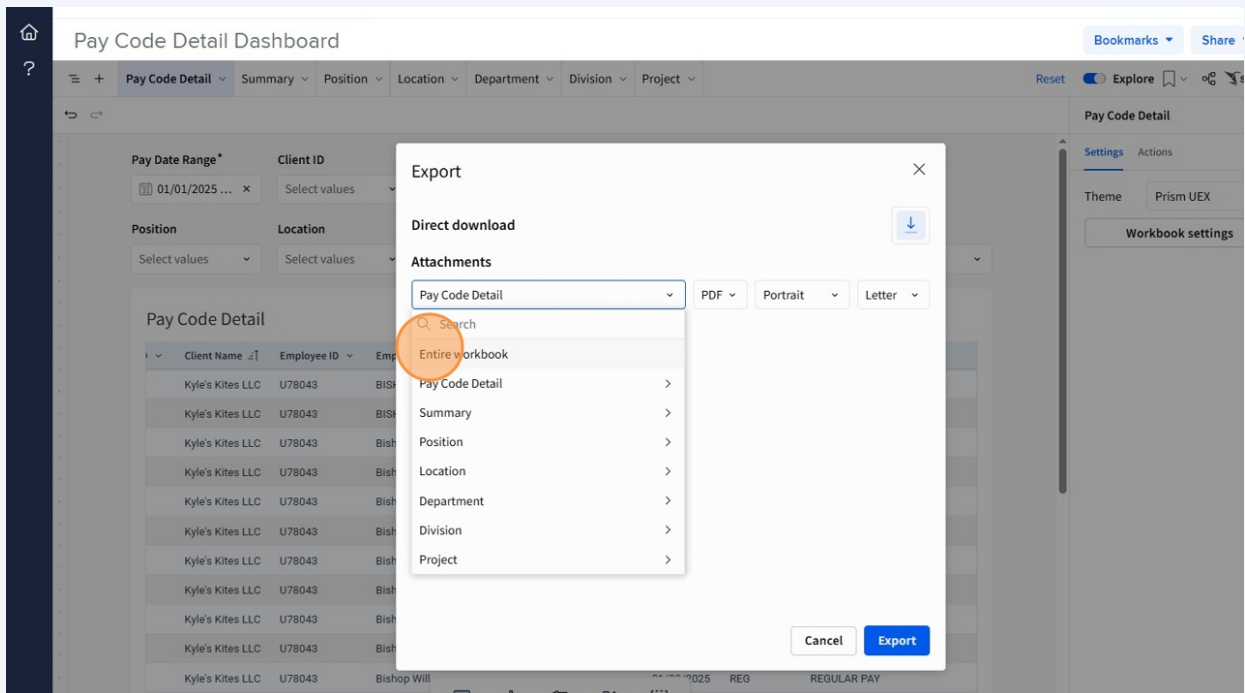
20

Within the "Export" popup, the page/tab that you selected will pre-populate as the default selection. By clicking on the name of the page/tab, a dropdown menu will display.

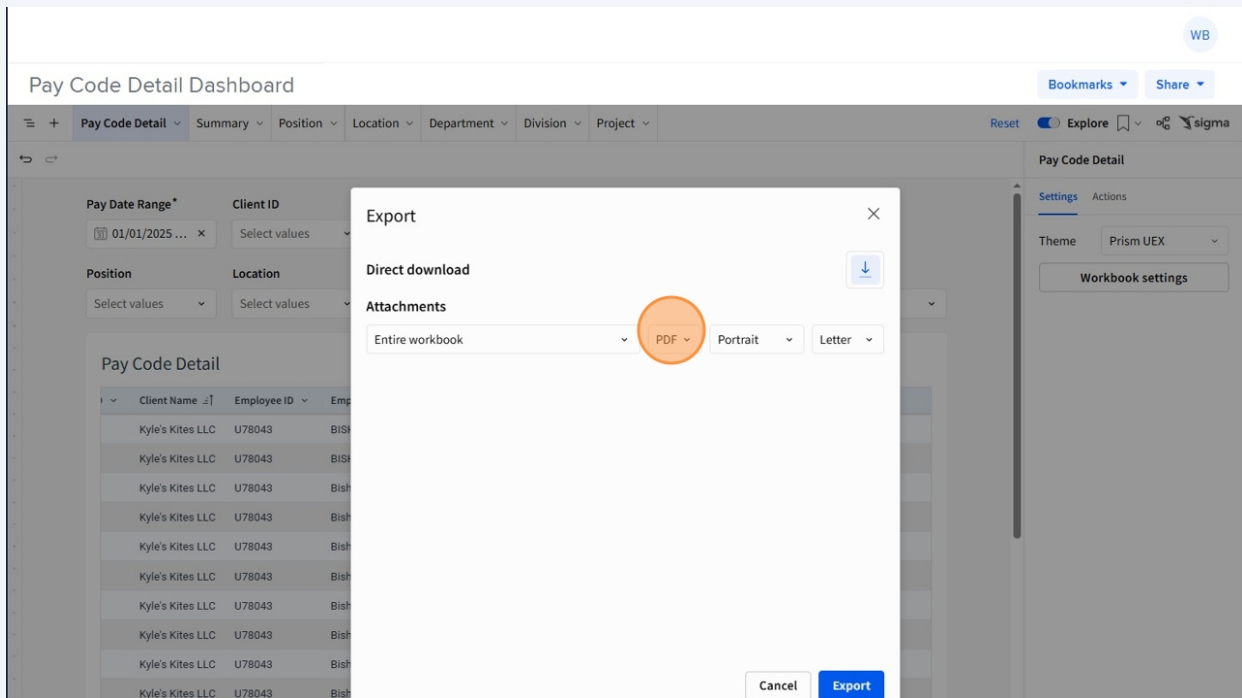


21

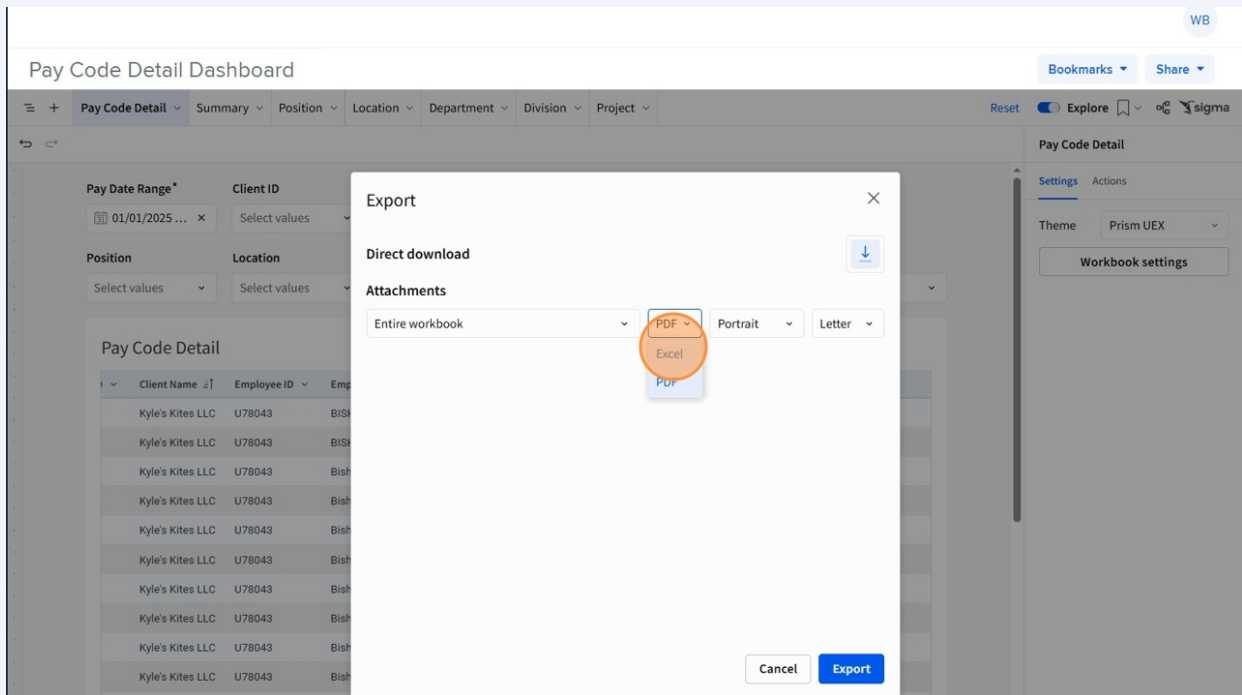
Change the selection to "Entire workbook"



22 Click on the "PDF" dropdown to view available export options.



23 In this example, we are exporting the page of data in an Excel file.



## 24 Click "Export"

The screenshot shows a software interface with a table of data and an 'Export' dialog box. The table has columns for Client Name, Employee ID, and Employee Name. The 'Export' dialog box is open, showing options for 'Direct download', 'Attachments', and 'More options'. A red circle highlights the 'Export' button.

Client Name	Employee ID	Employee Name
Kyle's Kites LLC	U78043	Bishop Will
Kyle's Kites LLC	U78043	Bishop Will
Kyle's Kites LLC	U78043	Bishop Will
Kyle's Kites LLC	U78043	Bishop Will
Kyle's Kites LLC	U78043	Bishop Will
Kyle's Kites LLC	U78043	Bishop Will
Kyle's Kites LLC	U78043	Bishop Will
Kyle's Kites LLC	U78043	Bishop Will
Kyle's Kites LLC	U78043	Bishop Will
Kyle's Kites LLC	U78043	Bishop Will
Kyle's Kites LLC	U78043	Bishop Will
Kyle's Kites LLC	F90438	Carter Sam
Kyle's Kites LLC	F90438	Carter Sam

## 25 Your report will download automatically.